

FIRST CALL MOST RECOMMENDED COMPANIES




Thursday, July 9, 2009 | 9:52 am

Following are the companies most recommended by analysts on the First Call Network. At least five analysts recommend each company as a BUY and at least one analyst following each company has revised his or her earnings estimate upward in the last seven days.

11 TOTAL COMPANIES RECOMMENDED


AMAG PHARMACEUTICALS INC

AMAG: NASDAQ

PRICE 	2009 Annual P/E Ratio Estimate	-9.3	Analysts following AMAG	11
	2008 Annual EPS	\$-4.22	Upward revisions in last 7 days	0
	Current Annual EPS Estimate	\$-5.30	Upward revisions in last 30 days	2
	3-Month Price Change	22.7%	Upward revisions in last 90 days	0

ARDEA BIOSCIENCES INC

RDEA: NASDAQ

PRICE 	2009 Annual P/E Ratio Estimate	-8.0	Analysts following RDEA	6
	2008 Annual EPS	\$-3.79	Upward revisions in last 7 days	1
	Current Annual EPS Estimate	\$-2.31	Upward revisions in last 30 days	1
	3-Month Price Change	86.5%	Upward revisions in last 90 days	4


DELTA AIR LINES INC

DAL: NA

Data Not Available


ENI SPA ADR

E: NYSE

PRICE 	2009 Annual P/E Ratio Estimate	10.5	Analysts following E	5
	2008 Annual EPS	\$8.24	Upward revisions in last 7 days	1
	Current Annual EPS Estimate	\$4.29	Upward revisions in last 30 days	2
	3-Month Price Change	14.7%	Upward revisions in last 90 days	2

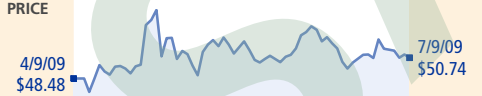
ENTERPRISE PRODUCTS PARTNERS LP

EPD: NYSE

PRICE 	2009 Annual P/E Ratio Estimate	14.6	Analysts following EPD	15
	2008 Annual EPS	\$1.85	Upward revisions in last 7 days	1
	Current Annual EPS Estimate	\$1.74	Upward revisions in last 30 days	1
	3-Month Price Change	18.2%	Upward revisions in last 90 days	9


FTI CONSULTING INC

FCN: NYSE

PRICE 	2009 Annual P/E Ratio Estimate	18.6	Analysts following FCN	13
	2008 Annual EPS	\$2.34	Upward revisions in last 7 days	1
	Current Annual EPS Estimate	\$2.73	Upward revisions in last 30 days	2
	3-Month Price Change	4.7%	Upward revisions in last 90 days	13


HERBALIFE LTD

HLF: NA

PRICE 	2009 Annual P/E Ratio Estimate	10.2	Analysts following HLF	6
	2008 Annual EPS	\$3.53	Upward revisions in last 7 days	0
	Current Annual EPS Estimate	\$2.98	Upward revisions in last 30 days	2
	3-Month Price Change	72.5%	Upward revisions in last 90 days	6

ICON PLC ADR

ICLR: NASDAQ

PRICE 	2009 Annual P/E Ratio Estimate	15.3	Analysts following ICLR	13
	2008 Annual EPS	\$1.30	Upward revisions in last 7 days	1
	Current Annual EPS Estimate	\$1.38	Upward revisions in last 30 days	2
	3-Month Price Change	18.3%	Upward revisions in last 90 days	0

FIRST CALL MOST RECOMMENDED COMPANIES



Thursday, July 9, 2009 | 9:52 am

11 TOTAL COMPANIES RECOMMENDED, continued

PHOTRONICS INC

PLAB: NASDAQ

PRICE 4/9/09 \$1.47 7/9/09 \$4.48	2009 Annual P/E Ratio Estimate	-6.5	Analysts following PLAB	5
	2008 Annual EPS	\$-0.27	Upward revisions in last 7 days	1
	Current Annual EPS Estimate	\$-0.69	Upward revisions in last 30 days	1
	3-Month Price Change	204.8%	Upward revisions in last 90 days	3

TARGA RESOURCES PARTNERS LP

NGLS: NASDAQ

PRICE 4/9/09 \$9.47 7/9/09 \$14.27	2009 Annual P/E Ratio Estimate	14.7	Analysts following NGLS	8
	2008 Annual EPS	\$1.83	Upward revisions in last 7 days	0
	Current Annual EPS Estimate	\$0.97	Upward revisions in last 30 days	1
	3-Month Price Change	50.7%	Upward revisions in last 90 days	1

TELEFLEX INC.

TFX: NYSE

PRICE 4/9/09 \$39.36 7/9/09 \$43.75	2009 Annual P/E Ratio Estimate	12.9	Analysts following TFX	6
	2008 Annual EPS	\$4.05	Upward revisions in last 7 days	1
	Current Annual EPS Estimate	\$3.38	Upward revisions in last 30 days	1
	3-Month Price Change	11.2%	Upward revisions in last 90 days	2