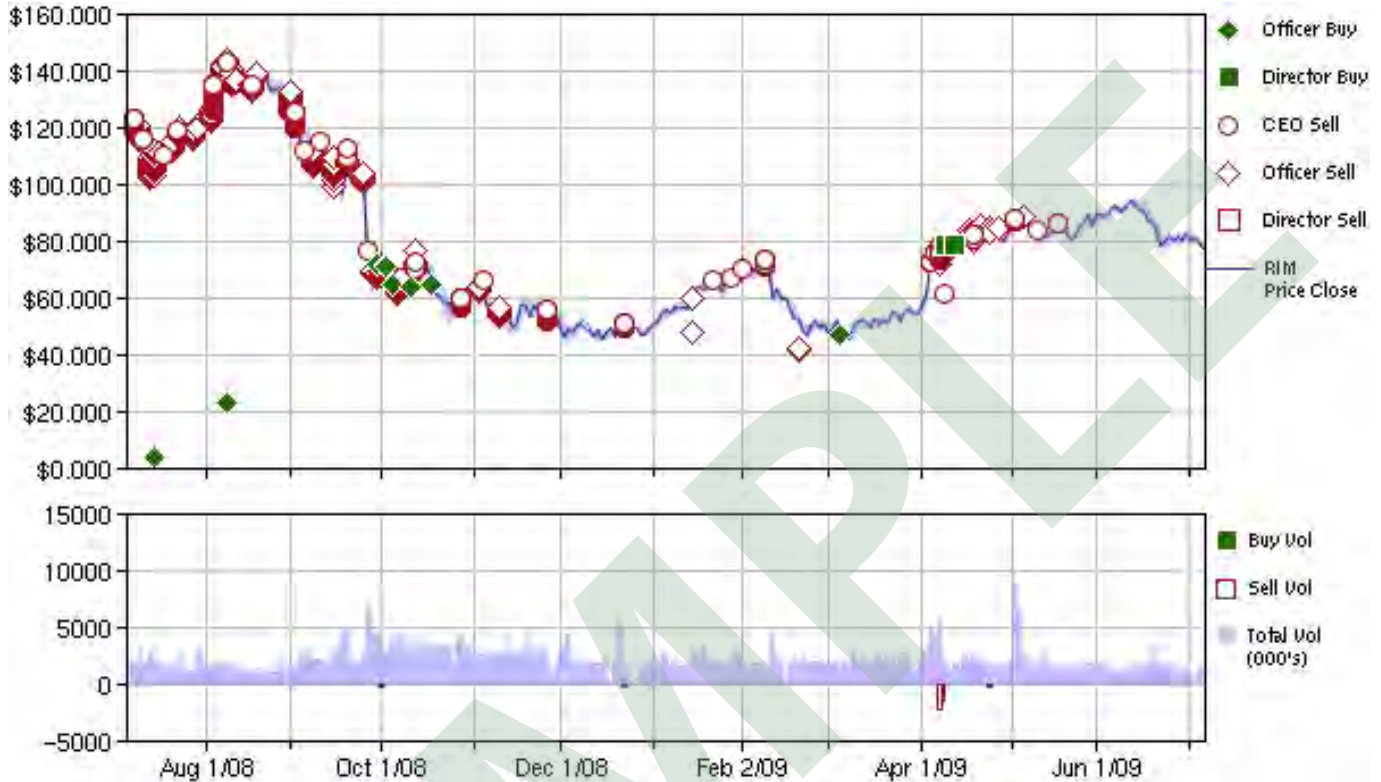


Company Report: Research In Motion Limited (TSX:RIM)

July 9, 2009

A snap shot of company officer and director insider public-market activity for the past year, plus a list of all insider transactions and holdings.

Public Market Activity: Company Officers and Directors



Price and volume charts represent common share or trust unit transactions by company officers and directors reported in SEDI. Information on the charts may not include transactions by insiders of subsidiaries, 10% security holders or other insiders, or trades in other securities such as options or convertible debt.

One Year Public Market Bias

	Company Officers and Directors	
	Buying	Selling
CEO	None ●	-\$346,103,515 ◊
CFO	None ▲	None ▲
OFFICER	\$2,336,968 ◆	-\$81,156,230 ◊
DIRECTOR	\$196,127 ■	-\$297,200 □
Total	\$2,533,095	-\$427,556,945
Net Selling -\$425,023,850		

CEO and CFO titles of insiders are provided on a reasonable efforts basis, as are the elimination of duplicate filings across multiple accounts in net buying or selling totals. All data presented should be treated as estimates as it is based on insider filings subject to input errors. This report does not constitute a buy or sell recommendation for the security.

Previous Day's Marker Trading

Ticker	Volume		
	Buy	Sell	Net
No Activity Reported			

Previous day's marker trades may not be represented on the charts. Please see last page for details on Marker Trading Reports.

Disclaimer: User agrees to only use information contained in this report for the purposes as set out in section 6.2 of COMPANION POLICY 55-102CP TO NATIONAL INSTRUMENT 55-102 of the Canadian Securities Administrators and to comply with all privacy laws. INK provides general information. INK is not an investment advisory service, a financial planner, an investment advisor nor a securities advisor. INK does not purport to tell people, or suggest to people, what they should buy or sell for themselves. Opinions and recommendations contained herein should not be construed as investment advice. Do not assume that any recommendations, insights, charts, theories, or philosophies will ensure profitable investment. Users should always consult with and obtain advice from their professional licensed financial advisor, including their tax advisor, to determine the suitability of any investment. INK recommends that anyone making an investment or trading securities do so with caution. Users should perform full due diligence and investigate any security fully before making an investment or before the execution of a security trade based upon information learned through INK. Investors should obtain annual reports and other company information to complete their own due diligence in any investment. Neither INK nor anyone affiliated with INK is responsible for any investment decision made. INK has made all reasonable efforts to ensure that all information provided is accurate at the time of inclusion; however, there may be inadvertent and occasional errors. INK makes no guarantee of accuracy or completeness. Insider transaction filings are from SEDI®; SEDI® is a registered trade-mark owned by CDS INC. All information and opinion expressed herein is subject to change without notice. INK employees may have an ownership or investment interest in any stock mentioned in this report. Copyright © INK Research Corp. All rights reserved.

Latest Filings Over the Past 12 Months - Maximum 60

- Information that has been adjusted or estimated by INK - Amended filing

Transaction Date	Insider Name	Ownership Type	Nature of Transaction	Security	Price (\$)	Shares/ Units	Account Change*	Account Balance
Jun 19/09	Galbraith, Michael John	Direct Ownership	Other	Options	0.000	33,000	> 100%	58,000
Jun 19/09	Galbraith, Michael John	Direct Ownership	Other	Options	0.000	-33,000	-57%	25,000
Jun 19/09	Witteveen, Roger Andrew	Direct Ownership	Other	Options	0.000	48,000	> 100%	88,000
Jun 19/09	Witteveen, Roger Andrew	Direct Ownership	Other	Options	0.000	-48,000	-43%	64,000
May 23/09	Kershner, Stephen Kenneth	Direct Ownership	Opening report	Options	0.000	0	n/a	0
May 23/09	Kershner, Stephen Kenneth	Direct Ownership	Opening report	Common Shares	0.000	0	n/a	0
May 23/09	Currie, Robert Eldredge	Direct Ownership	Opening report	Options	0.000	0	n/a	0
May 23/09	Currie, Robert Eldredge	Direct Ownership	Opening report	Common Shares	0.000	0	n/a	0
May 19/09	Lazaridis, Michael	Indirect Ownership	Public market sale	Common Shares	86.500 - 86.600	-28,250	-0%	32,722,866
May 15/09	Lazaridis, Michael	Indirect Ownership	Nature of ownership change	Common Shares	0.000	335,000	n/a	335,000
May 15/09	Lazaridis, Michael	Indirect Ownership	Nature of ownership change	Common Shares	0.000	-335,000	-1%	32,416,116
May 11/09	Lazaridis, Michael	Indirect Ownership	Public market sale	Common Shares	83.750	-29,250	-0%	32,751,116
May 06/09	Morrissey, Michael Paul	Direct Ownership	Public market sale	Common Shares	89.100 - 89.110	-3,000	-100%	0
May 06/09	Morrissey, Michael Paul	Direct Ownership	Exercise of options	Common Shares	27.007	3,000	n/a	3,000
May 06/09	Morrissey, Michael Paul	Direct Ownership	Exercise of options	Options	27.007	-3,000	-9%	29,500
May 04/09	Lazaridis, Michael	Indirect Ownership	Public market sale	Common Shares	87.130 - 87.620	-28,500	-0%	32,780,366
Apr 28/09	Crow, Robert Eric	Direct Ownership	Public market sale	Common Shares	84.550 - 84.850	-15,000	-91%	1,500
Apr 28/09	Crow, Robert Eric	Direct Ownership	Exercise of options	Common Shares	5.220	15,000	> 100%	16,500
Apr 28/09	Crow, Robert Eric	Direct Ownership	Exercise of options	Options	5.220	-15,000	-38%	24,500
Apr 27/09	Major, Harry Richmond	Direct Ownership	Other	Options	0.000	27,600	68%	68,100
Apr 27/09	Major, Harry Richmond	Direct Ownership	Other	Options	0.000	-27,600	-41%	40,500
Apr 24/09	Sanchez, Tom	Direct Ownership	Public market sale	Common Shares	USD 68.560 - 68.920	-83,000	-83%	17,500
Apr 24/09	Cooper, Jacqueline Elaine	Direct Ownership	Public market sale	Common Shares	83.500 - 83.520	-9,000	-100%	0
Apr 24/09	Cooper, Jacqueline Elaine	Direct Ownership	Exercise of options	Common Shares	6.560	9,000	n/a	9,000
Apr 24/09	Cooper, Jacqueline Elaine	Direct Ownership	Exercise of options	Options	6.560	-9,000	-64%	5,000
Apr 24/09	Bawa, Karima	Direct Ownership	Public market sale	Common Shares	84.070 - 84.490	-51,500	-100%	0
Apr 22/09	Bienfait, Roberta Ann	Direct Ownership	Public market sale	Common Shares	USD 69.220 - 69.440	-60,000	-100%	0
Apr 22/09	Bienfait, Roberta Ann	Direct Ownership	Exercise of options	Common Shares	USD 42.593	60,000	n/a	60,000
Apr 22/09	Bienfait, Roberta Ann	Direct Ownership	Exercise of options	Options	USD 42.593	-60,000	-17%	290,000
Apr 22/09	Morrissey, Michael Paul	Direct Ownership	Public market sale	Common Shares	85.260 - 85.320	-3,000	-100%	0

All data based on insider regulatory filings which are subject to input errors.

* Indicates percentage change of shares or units for the account in which the security is held. Many insiders have more than one account and the balance for each is calculated separately. See Holdings Summary for balances across all ownership types as reported in SEDI.

Latest Filings Over the Past 12 Months - Maximum 60 (cont'd)

[I] - Information that has been adjusted or estimated by INK [A] - Amended filing

Transaction Date	Insider Name	Ownership Type	Nature of Transaction	Security	Price (\$)	Shares/ Units	Account Change*	Account Balance
Apr 22/09	◆ Morrissey, Michael Paul	Direct Ownership	Exercise of options	Common Shares	27.007	3,000	n/a	3,000
Apr 22/09	◇ Morrissey, Michael Paul	Direct Ownership	Exercise of options	Options	27.007	-3,000	-8%	32,500
Apr 21/09	◇ Maybee, Bradley Warren	Direct Ownership	Public market sale	Common Shares	83.400 - 83.510	-6,000	-16%	30,500
Apr 21/09	◆ Maybee, Bradley Warren	Direct Ownership	Exercise of options	Common Shares	35.047	6,000	20%	36,500
Apr 21/09	◇ Maybee, Bradley Warren	Direct Ownership	Exercise of options	Options	35.047	-6,000	-20%	24,000
Apr 20/09	◇ Robinson, Clinton Samuel	Direct Ownership	Public market sale	Common Shares	USD 65.040	-1,500	-100%	0
Apr 20/09	◆ Robinson, Clinton Samuel	Direct Ownership	Exercise of options	Common Shares	USD 24.123	1,500	n/a	1,500
Apr 20/09	◇ Robinson, Clinton Samuel	Direct Ownership	Exercise of options	Options	USD 24.123	-1,500	-9%	15,000
Apr 20/09	◇ Simpson, Ian Bruce	Direct Ownership	Public market sale	Common Shares	81.100 - 81.340	-3,600	-100%	0
Apr 20/09	◆ Simpson, Ian Bruce	Direct Ownership	Exercise of options	Common Shares	33.317 - 50.167	3,600	n/a	3,600
Apr 20/09	◇ Simpson, Ian Bruce	Direct Ownership	Exercise of options	Options	33.317 - 50.167	-3,600	-25%	10,800
Apr 20/09	○ Lazaridis, Michael	Indirect Ownership	Public market sale	Common Shares	80.820 - 82.020	-30,000	-0%	32,808,866
Apr 17/09	◆ Wade, Gregory Martin	Direct Ownership	Other	Options	0.000	6,000	30%	26,000
Apr 17/09	◇ Wade, Gregory Martin	Direct Ownership	Other	Options	0.000	-6,000	-23%	20,000
Apr 17/09	◇ Kozak, Douglas Victor	Direct Ownership	Public market sale	Common Shares	82.650 - 82.670	-2,000	-100%	0
Apr 17/09	◆ Kozak, Douglas Victor	Direct Ownership	Exercise of options	Common Shares	26.377	2,000	n/a	2,000
Apr 17/09	◇ Kozak, Douglas Victor	Direct Ownership	Exercise of options	Options	26.377	-2,000	-18%	9,000
Apr 17/09	◇ Bawa, Frenny	Direct Ownership	Public market sale	Common Shares	83.960 - 83.980	-4,500	-100%	0
Apr 17/09	◆ Bawa, Frenny	Direct Ownership	Exercise of options	Common Shares	23.793	4,500	n/a	4,500
Apr 17/09	◇ Bawa, Frenny	Direct Ownership	Exercise of options	Options	23.793	-4,500	-20%	18,500
Apr 14/09	■ Wetmore, John Donald	Direct Ownership	Public market buy	Common Shares	78.460 - 78.480	1,500	36%	5,700
Apr 14/09	○ Lazaridis, Michael	Indirect Ownership	Public market sale	Common Shares	78.040 - 78.210	-31,500	-0%	32,838,866
Apr 13/09	◇ McDowell, Jeffrey Wayne	Direct Ownership	Public market sale	Common Shares	78.150	-2,000	-100%	0
Apr 13/09	◆ McDowell, Jeffrey Wayne	Direct Ownership	Exercise of options	Common Shares	5.708	2,000	n/a	2,000
Apr 13/09	◇ McDowell, Jeffrey Wayne	Direct Ownership	Exercise of options	Options	5.708	-2,000	-9%	20,400
Apr 13/09	◇ Wahl, Scott Alexander	Direct Ownership	Public market sale	Common Shares	78.380 - 78.400	-1,000	-100%	0
Apr 13/09	◆ Wahl, Scott Alexander	Direct Ownership	Exercise of options	Common Shares	26.673	1,000	n/a	1,000
Apr 13/09	◇ Wahl, Scott Alexander	Direct Ownership	Exercise of options	Options	26.673	-1,000	-18%	4,500
Apr 13/09	◆ Lucier, Paul Andrew	Direct Ownership	Other	Options	0.000	3,750	38%	13,750
Apr 13/09	◇ Lucier, Paul Andrew	Direct Ownership	Other	Options	0.000	-3,750	-27%	10,000

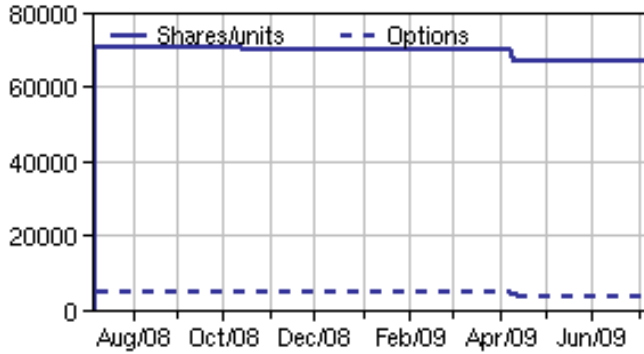
All data based on insider regulatory filings which are subject to input errors.

* Indicates percentage change of shares or units for the account in which the security is held. Many insiders have more than one account and the balance for each is calculated separately. See Holdings Summary for balances across all ownership types as reported in SEDI.

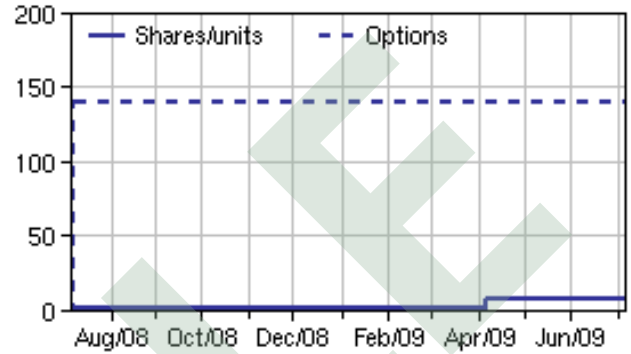
Holdings Summary

Data based on SEDI filings. Identified former insiders who ceased to be an insider during the past year are shown. Roster may include unidentified former insiders. Charts include identified former insiders up to the date they ceased to be an insider and are not adjusted for splits and consolidations.

CEO's Holdings (000's)



CFO's Holdings (000's)



Balsillie, James

Latest Filing Date: April 17, 2009

Direct Ownership

Common Shares	1,998,096
Options	1,850,000
Restricted Share Units	37,500

Indirect Ownership

Common Shares	31,722,806
Forward Sale	0

Lazaridis, Michael

Latest Filing Date: June 3, 2009

Control or Direction

Common Shares	146,478
---------------	---------

Direct Ownership

Common Shares	340,550
Options	1,850,000
Restricted Share Units	37,500

Indirect Ownership

Common Shares	33,057,866
---------------	------------

Bidulka, Brian Joseph

Latest Filing Date: April 13, 2009

Direct Ownership

Common Shares	600
Options	140,000
Restricted Share Units	7,500

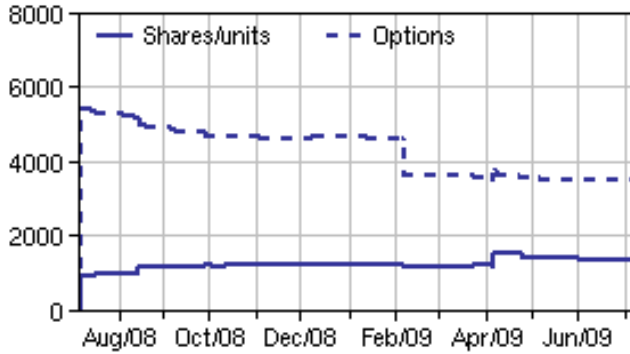
Indirect Ownership

Common Shares	200
---------------	-----

Holdings Summary (cont'd)

Data based on SEDI filings. Identified former insiders who ceased to be an insider during the past year are shown. Roster may include unidentified former insiders. Charts include identified former insiders up to the date they ceased to be an insider and are not adjusted for splits and consolidations.

Other Officers's Holdings (000's)



Arabia, Carmine

Latest Filing Date: April 13, 2009

Direct Ownership

Options	7,500
Restricted Share Units	2,500

Asthana, Atul

Latest Filing Date: April 14, 2009

Direct Ownership

Common Shares	0
Options	268,500
Restricted Share Units	3,500

Bates, Stephen Robert

Latest Filing Date: April 15, 2009

Direct Ownership

Options	3,000
---------	-------

Bawa, Frenny

Latest Filing Date: April 24, 2009

Direct Ownership

Common Shares	0
Options	18,500
Restricted Share Units	5,000

Bawa, Karima

Latest Filing Date: April 29, 2009

Direct Ownership

Common Shares	0
Options	40,000
Restricted Share Units	7,500

Bienfait, Roberta Ann

Latest Filing Date: April 30, 2009

Direct Ownership

Common Shares	0
Options	290,000
Restricted Share Units	7,500

Bose, Robert Bernard

Latest Filing Date: April 14, 2009

Direct Ownership

Options	0
Restricted Share Units	4,000

Boucher, Antoine Gilles Joseph

Latest Filing Date: April 16, 2009

Direct Ownership

Options	10,000
---------	--------

Other Officer's Holdings Summary (cont'd)

Data based on SEDI filings. Identified former insiders who ceased to be an insider during the past year are shown. Roster may include unidentified former insiders. Charts include identified former insiders up to the date they ceased to be an insider and are not adjusted for splits and consolidations.

Boudreau, Jesse Joseph

Date Ceased to be an Insider: September 5, 2008
 Latest Filing Date: August 18, 2008

Direct Ownership

Common Shares	0
Options	33,000

Brenner, Alan Saul

Latest Filing Date: April 16, 2009

Direct Ownership

Common Shares	0
Options	120,000
Restricted Share Units	7,500

Broughall, Peter

Date Ceased to be an Insider: April 3, 2009
 Latest Filing Date: March 3, 2008

Direct Ownership

Common Shares	96,000
Options	50,000

Caci, Joseph D.

Latest Filing Date: April 13, 2009

Direct Ownership

Common Shares	0
Options	55,000
Restricted Share Units	5,000

Carragher, Mark

Latest Filing Date: November 15, 2005

Direct Ownership

Common Shares	0
Options	40,000

Chiarello, Carlo

Latest Filing Date: April 13, 2009

Direct Ownership

Options	18,000
Restricted Share Units	2,500

Conlee, Larry

Latest Filing Date: April 16, 2009

Direct Ownership

Common Shares	0
Options	80,000
Restricted Share Units	12,500

Conroy, Todd Alan

Latest Filing Date: April 13, 2009

Direct Ownership

Options	5,000
Restricted Share Units	2,500

Cooper, Jacqueline Elaine

Latest Filing Date: April 30, 2009

Direct Ownership

Common Shares	0
Options	5,000
Restricted Share Units	7,500

Cort, Gary Paul

Date Ceased to be an Insider: March 13, 2009
 Latest Filing Date: February 22, 2008

Direct Ownership

Common Shares	0
Options	30,000

Other Officer's Holdings Summary (cont'd)

Data based on SEDI filings. Identified former insiders who ceased to be an insider during the past year are shown. Roster may include unidentified former insiders. Charts include identified former insiders up to the date they ceased to be an insider and are not adjusted for splits and consolidations.

Costanzo, Rito Natale

Latest Filing Date: April 13, 2009

Direct Ownership

Common Shares	24,000
Options	22,000
Restricted Share Units	5,000

Crow, Robert Eric

Latest Filing Date: May 8, 2009

Direct Ownership

Common Shares	1,500
Options	24,500
Restricted Share Units	3,500

Currie, Robert Eldredge

Latest Filing Date: June 2, 2009

Direct Ownership

Common Shares	0
Options	0

Daly-Howell, Kelly

Latest Filing Date: April 13, 2009

Direct Ownership

Options	14,000
Restricted Share Units	2,500

Davies, William Aubrey

Latest Filing Date: April 29, 2009

Direct Ownership

Common Shares	0
Options	24,000
Restricted Share Units	5,000

Devenyi, Peter John

Latest Filing Date: April 13, 2009

Direct Ownership

Common Shares	0
Options	28,000

Restricted Share Units

3,500

Dikun, Raymond Michael

Latest Filing Date: April 15, 2009

Direct Ownership

Common Shares	0
Options	18,000
Restricted Share Units	5,000

Donald, Jerry Douglas

Latest Filing Date: April 16, 2009

Direct Ownership

Common Shares	0
Options	5,000

Donald, Paul

Latest Filing Date: October 28, 2008

Direct Ownership

Common Shares	60,000
Options	46,000

Indirect Ownership

Common Shares	0
---------------	---

Doub, Michael David

Latest Filing Date: April 15, 2009

Direct Ownership

Options	3,000
Restricted Share Units	2,500

Ebbs, Edel

Latest Filing Date: April 14, 2009

Direct Ownership

Common Shares	0
Options	47,500
Restricted Share Units	5,000

Other Officer's Holdings Summary (cont'd)

Data based on SEDI filings. Identified former insiders who ceased to be an insider during the past year are shown. Roster may include unidentified former insiders. Charts include identified former insiders up to the date they ceased to be an insider and are not adjusted for splits and consolidations.

Efstathiou, Chris

Latest Filing Date: April 15, 2009

Direct Ownership

Common Shares	0
Options	58,000
Restricted Share Units	3,500

Eggberry, Charmaine Bridgette

Latest Filing Date: November 1, 2007

Direct Ownership

Common Shares	0
Options	90,000

Feng, William (Bill)

Latest Filing Date: April 14, 2009

Direct Ownership

Common Shares	0
Options	10,000
Restricted Share Units	2,500

Field, Tessa Louise

Latest Filing Date: April 14, 2009

Direct Ownership

Restricted Share Units	2,500
------------------------	-------

Fraser, Bruce

Latest Filing Date: April 13, 2009

Direct Ownership

Options	7,400
Restricted Share Units	2,500

Gagne, Alain Rene

Date Ceased to be an Insider: June 2, 2009

Latest Filing Date: February 24, 2009

Direct Ownership

Common Shares	0
Options	24,000

Galbraith, Michael John

Latest Filing Date: June 29, 2009

Direct Ownership

Common Shares	0
Options	58,000
Restricted Share Units	5,000

Goguen, Joseph Patrick Thomas

Latest Filing Date: April 16, 2009

Direct Ownership

Options	10,000
---------	--------

Gould, Peter James

Latest Filing Date: April 14, 2009

Direct Ownership

Common Shares	6,800
Options	24,500
Restricted Share Units	2,500

Griffin, Jason Tyler

Latest Filing Date: April 13, 2009

Direct Ownership

Common Shares	0
Options	61,000
Restricted Share Units	5,000

Guibert, Mark

Latest Filing Date: April 14, 2009

Direct Ownership

Common Shares	0
Options	46,000
Restricted Share Units	5,000

Other Officer's Holdings Summary (cont'd)

Data based on SEDI filings. Identified former insiders who ceased to be an insider during the past year are shown. Roster may include unidentified former insiders. Charts include identified former insiders up to the date they ceased to be an insider and are not adjusted for splits and consolidations.

Gunton, William John

Latest Filing Date: April 15, 2009

Direct Ownership

Options	5,000
---------	-------

Hathcock, Arvel

Latest Filing Date: April 15, 2009

Direct Ownership

Options	5,000
---------	-------

Heins, Thorsten Gerhard

Latest Filing Date: April 14, 2009

Direct Ownership

Common Shares	630
Options	50,000
Restricted Share Units	10,000

Hill, Thomas Casey

Latest Filing Date: April 13, 2009

Direct Ownership

Options	25,000
---------	--------

Hind, Hugh

Latest Filing Date: April 16, 2009

Direct Ownership

Common Shares	0
Options	44,000
Restricted Share Units	10,000

Hodde, Ian James

Latest Filing Date: April 14, 2009

Direct Ownership

Common Shares	100
Options	15,000
Restricted Share Units	2,500

Holmes, David Anthony

Latest Filing Date: April 14, 2009

Direct Ownership

Options	11,000
Restricted Share Units	6,000

Jarmuszewski, Perry

Latest Filing Date: April 13, 2009

Direct Ownership

Common Shares	452,000
Options	70,000
Restricted Share Units	5,000

Johnston, David William

Latest Filing Date: April 13, 2009

Direct Ownership

Common Shares	0
Options	10,000
Restricted Share Units	2,500

Kalbfleisch, Paul Norman

Latest Filing Date: April 13, 2009

Direct Ownership

Options	9,200
Restricted Share Units	6,000

Kavelman, Dennis

Date Ceased to be an Insider: February 5, 2009

Latest Filing Date: October 7, 2008

Direct Ownership

Common Shares	12,000
Options	680,000

Indirect Ownership

Common Shares	0
---------------	---

Other Officer's Holdings Summary (cont'd)

Data based on SEDI filings. Identified former insiders who ceased to be an insider during the past year are shown. Roster may include unidentified former insiders. Charts include identified former insiders up to the date they ceased to be an insider and are not adjusted for splits and consolidations.

Kempf, Paul Hans

Latest Filing Date: April 14, 2008

Direct Ownership

Common Shares	0
Options	27,000

Ken, Smith

Latest Filing Date: April 15, 2009

Direct Ownership

Common Shares	1,000
Options	15,000
Restricted Share Units	4,500

Kershner, Stephen Kenneth

Latest Filing Date: June 16, 2009

Direct Ownership

Common Shares	0
Options	0

Kozak, Douglas Victor

Latest Filing Date: April 24, 2009

Direct Ownership

Common Shares	0
Options	9,000
Restricted Share Units	6,000

Labrador, Christopher

Latest Filing Date: July 20, 2006

Direct Ownership

Common Shares	500
Options	10,000

Landry, Rick

Latest Filing Date: November 14, 2007

Direct Ownership

Common Shares	42,800
Options	0

Indirect Ownership

Common Shares	8,400
---------------	-------

LeBlanc, Anthony

Date Ceased to be an Insider: July 15, 2008

Latest Filing Date: May 8, 2008

Direct Ownership

Common Shares	0
Options	10,000

Lewis, Allan David

Latest Filing Date: April 15, 2009

Direct Ownership

Common Shares	0
Options	10,000
Restricted Share Units	3,500

Indirect Ownership

Common Shares	4,000
---------------	-------

Lindsay, Donald James

Latest Filing Date: April 14, 2009

Direct Ownership

Restricted Share Units	10,000
------------------------	--------

Lingenthal, Christoph

Latest Filing Date: April 14, 2009

Direct Ownership

Common Shares	0
Options	10,000

Lo, Norman Wai Keung

Latest Filing Date: April 13, 2009

Direct Ownership

Common Shares	0
Options	30,000
Restricted Share Units	3,500

Other Officer's Holdings Summary (cont'd)

Data based on SEDI filings. Identified former insiders who ceased to be an insider during the past year are shown. Roster may include unidentified former insiders. Charts include identified former insiders up to the date they ceased to be an insider and are not adjusted for splits and consolidations.

Loberto, Angelo

Date Ceased to be an Insider: February 5, 2009
 Latest Filing Date: August 25, 2008

Direct Ownership

Common Shares	35,450
Options	286,000

Lockhart, Clayton Matthew

Latest Filing Date: April 13, 2009

Direct Ownership

Options	25,000
---------	--------

Lowles, Robert James

Latest Filing Date: April 16, 2009

Direct Ownership

Common Shares	0
Options	48,000
Restricted Share Units	3,500

Indirect Ownership

Common Shares	3,600
---------------	-------

Lucier, Paul Andrew

Latest Filing Date: April 17, 2009

Direct Ownership

Common Shares	0
Options	13,750
Restricted Share Units	3,500

Luke, Derek

Latest Filing Date: April 14, 2009

Direct Ownership

Options	22,000
Restricted Share Units	5,000

Major, Harry Richmond

Latest Filing Date: May 7, 2009

Direct Ownership

Common Shares	1,500
Options	68,100
Restricted Share Units	3,500

Marry, Patrick Joseph

Latest Filing Date: April 13, 2009

Direct Ownership

Options	25,000
---------	--------

Marshall, Ryan Joseph

Latest Filing Date: April 16, 2009

Direct Ownership

Options	17,500
Restricted Share Units	4,750

Indirect Ownership

Common Shares	1,500
---------------	-------

Maybee, Bradley Warren

Date Ceased to be an Insider: June 2, 2009
 Latest Filing Date: April 28, 2009

Direct Ownership

Common Shares	30,500
Options	24,000
Restricted Share Units	2,500

McAndrews, Michael Patrick

Latest Filing Date: April 13, 2009

Direct Ownership

Common Shares	0
Options	90,000
Restricted Share Units	2,500

Other Officer's Holdings Summary (cont'd)

Data based on SEDI filings. Identified former insiders who ceased to be an insider during the past year are shown. Roster may include unidentified former insiders. Charts include identified former insiders up to the date they ceased to be an insider and are not adjusted for splits and consolidations.

McDowell, Jeffrey Wayne

Latest Filing Date: April 17, 2009

Direct Ownership

Common Shares	0
Options	20,400
Restricted Share Units	5,000

McLennan, Craig Arthur

Latest Filing Date: April 15, 2009

Direct Ownership

Common Shares	1,800
Options	22,000
Restricted Share Units	5,000

Mitchell, Alistair Campbell Maclaine

Latest Filing Date: April 16, 2009

Direct Ownership

Options	10,000
Restricted Share Units	2,500

Morrison, Donald

Latest Filing Date: April 14, 2009

Direct Ownership

Common Shares	71,170
Options	200,000
Restricted Share Units	12,500

Morrissey, Michael Paul

Latest Filing Date: May 15, 2009

Direct Ownership

Common Shares	0
Options	29,500
Restricted Share Units	4,500

Moses, Rodney

Latest Filing Date: April 16, 2009

Direct Ownership

Common Shares	100
Options	10,000

Nadji, Behzad

Latest Filing Date: April 14, 2009

Direct Ownership

Options	10,000
Restricted Share Units	0

Nichols, Gareth Michael

Latest Filing Date: April 14, 2009

Direct Ownership

Options	5,000
Restricted Share Units	2,500

Pacey, Dean

Latest Filing Date: April 14, 2009

Direct Ownership

Common Shares	0
Options	19,000
Restricted Share Units	6,500

Panezic, Alan Tom

Latest Filing Date: April 15, 2009

Direct Ownership

Common Shares	6,000
Options	42,300
Restricted Share Units	10,000

Other Officer's Holdings Summary (cont'd)

Data based on SEDI filings. Identified former insiders who ceased to be an insider during the past year are shown. Roster may include unidentified former insiders. Charts include identified former insiders up to the date they ceased to be an insider and are not adjusted for splits and consolidations.

Pardy, Keith

Latest Filing Date: April 30, 2009

Direct Ownership

Common Shares	3,000
---------------	-------

Parker, Jacqueline Elizabeth

Latest Filing Date: April 15, 2009

Direct Ownership

Options	10,000
Restricted Share Units	2,500

Payne, Susan

Latest Filing Date: April 14, 2009

Direct Ownership

Common Shares	0
Options	11,000
Restricted Share Units	3,500

Pecen, Mark Edward

Latest Filing Date: April 13, 2009

Direct Ownership

Common Shares	0
Options	55,000
Restricted Share Units	5,000

Periyalwal, Suresh

Latest Filing Date: April 15, 2009

Direct Ownership

Common Shares	4,500
Options	44,000
Restricted Share Units	17,500

Indirect Ownership

Common Shares	0
---------------	---

Phillips, Richard Wade

Latest Filing Date: April 13, 2009

Direct Ownership

Options	10,000
---------	--------

Pillar, Catherine Jean

Latest Filing Date: April 14, 2009

Direct Ownership

Common Shares	0
Options	19,000
Restricted Share Units	5,000

Rivers, Brian

Latest Filing Date: April 14, 2009

Direct Ownership

Common Shares	0
Options	40,000
Restricted Share Units	3,500

Robinson, Clinton Samuel

Latest Filing Date: April 28, 2009

Direct Ownership

Common Shares	0
Options	15,000
Restricted Share Units	3,500

Roe Pfeifer, Mary Elizabeth Anne

Latest Filing Date: April 15, 2009

Direct Ownership

Common Shares	0
Options	25,000
Restricted Share Units	5,000

Other Officer's Holdings Summary (cont'd)

Data based on SEDI filings. Identified former insiders who ceased to be an insider during the past year are shown. Roster may include unidentified former insiders. Charts include identified former insiders up to the date they ceased to be an insider and are not adjusted for splits and consolidations.

Rooks, Michael

Latest Filing Date: July 13, 2007

Direct Ownership

Common Shares	0
Options	2,000

Rowan, Jim

Latest Filing Date: April 14, 2009

Direct Ownership

Common Shares	0
Options	60,000
Restricted Share Units	15,000

Sanchez, Tom

Latest Filing Date: May 4, 2009

Direct Ownership

Common Shares	17,500
Options	10,000
Restricted Share Units	7,500

Sasaki, Curtis Jyun

Latest Filing Date: April 15, 2009

Direct Ownership

Options	10,000
---------	--------

Shea, Daniel Patrick

Date Ceased to be an Insider: January 14, 2009

Latest Filing Date: January 4, 2008

Direct Ownership

Common Shares	0
Options	50,000

Shea, Gregory

Latest Filing Date: April 15, 2009

Direct Ownership

Options	5,000
---------	-------

Shortreed, Sarah

Latest Filing Date: April 16, 2009

Direct Ownership

Options	10,000
---------	--------

Simpson, Ian Bruce

Latest Filing Date: April 27, 2009

Direct Ownership

Common Shares	0
Options	10,800
Restricted Share Units	2,500

Smith, David John

Latest Filing Date: April 13, 2009

Direct Ownership

Common Shares	50
Options	23,000
Restricted Share Units	2,500

Spence, Patrick

Latest Filing Date: April 13, 2009

Direct Ownership

Common Shares	0
Options	75,000
Restricted Share Units	5,000

Tendler, Benson

Latest Filing Date: November 23, 2007

Direct Ownership

Common Shares	21,000
Options	40,000

Indirect Ownership

Common Shares	1,500
---------------	-------

Other Officer's Holdings Summary (cont'd)

Data based on SEDI filings. Identified former insiders who ceased to be an insider during the past year are shown. Roster may include unidentified former insiders. Charts include identified former insiders up to the date they ceased to be an insider and are not adjusted for splits and consolidations.

Totzke, Scott William

Restricted Share Units 5,000

Latest Filing Date: April 15, 2009

Direct Ownership

Common Shares	0
Options	29,000
Restricted Share Units	5,000

Ueno, Kimiaki

Latest Filing Date: April 13, 2009

Direct Ownership

Common Shares	0
Options	5,000

Wade, Gregory Martin

Latest Filing Date: April 27, 2009

Direct Ownership

Options	26,000
Restricted Share Units	3,500

Wahl, Scott Alexander

Latest Filing Date: April 17, 2009

Direct Ownership

Common Shares	0
Options	4,500
Restricted Share Units	1,750

Wennemer, Dietmar Frank

Latest Filing Date: April 14, 2009

Direct Ownership

Common Shares	0
Options	51,600
Restricted Share Units	5,000

Werezak, David Keith

Latest Filing Date: April 13, 2009

Direct Ownership

Common Shares	0
Options	115,000

Witteveen, Roger Andrew

Latest Filing Date: June 26, 2009

Direct Ownership

Common Shares	35,250
Options	88,000
Restricted Share Units	5,000

Wood, Todd Andrew

Latest Filing Date: April 15, 2009

Direct Ownership

Common Shares	0
Options	22,000
Restricted Share Units	5,000

Wormald, Chris

Latest Filing Date: April 14, 2009

Direct Ownership

Common Shares	110
Options	28,500
Restricted Share Units	5,000

Indirect Ownership

Common Shares	435
---------------	-----

Yach, David

Latest Filing Date: April 13, 2009

Direct Ownership

Common Shares	198,000
Options	45,000
Restricted Share Units	7,500

Other Officer's Holdings Summary (cont'd)

Data based on SEDI filings. Identified former insiders who ceased to be an insider during the past year are shown. Roster may include unidentified former insiders. Charts include identified former insiders up to the date they ceased to be an insider and are not adjusted for splits and consolidations.

Yersh, James

Latest Filing Date: April 14, 2009

Direct Ownership

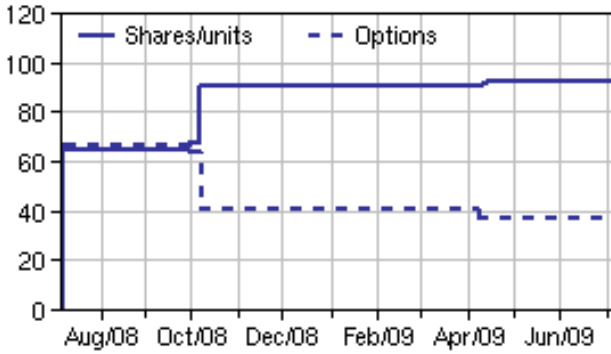
Options	10,000
Restricted Share Units	2,500

SAMPLE

Holdings Summary (cont'd)

Data based on SEDI filings. Identified former insiders who ceased to be an insider during the past year are shown. Roster may include unidentified former insiders. Charts include identified former insiders up to the date they ceased to be an insider and are not adjusted for splits and consolidations.

Director's Holdings (000's)



Estill, James

Latest Filing Date: October 7, 2008

Direct Ownership

Common Shares	46,500
Options	6,000

Wetmore, John Donald

Latest Filing Date: April 24, 2009

Direct Ownership

Common Shares	5,700
---------------	-------

Kerr, David Wylie

Latest Filing Date: July 19, 2007

Direct Ownership

Common Shares	2,000
---------------	-------

Richardson, John

Latest Filing Date: April 14, 2009

Direct Ownership

Common Shares	32,500
Options	31,000

Stymiest, Barbara Gayle

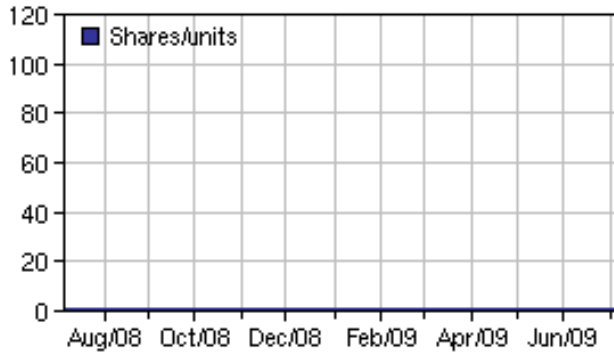
Latest Filing Date: April 9, 2009

Direct Ownership

Common Shares	6,000
---------------	-------

Holdings Summary (cont'd)

Data based on SEDI filings. Identified former insiders who ceased to be an insider during the past year are shown. Roster may include unidentified former insiders. Charts include identified former insiders up to the date they ceased to be an insider and are not adjusted for splits and consolidations.

Others' Holdings (000's)**Research In Motion Limited**

Latest Filing Date: July 26, 2006

Direct Ownership

Common Shares

0

About Marker Trading Reports

Marker Trading reports indicate if company officers, directors, and other insiders along with shareholders who own more than 10% of company shares have made a trade on either the TSX or TSX Venture Exchange during the previous trading day. This is based on preliminary information reported by the exchange which is collected from third parties. This data is subject to error. Once we are provided corrected information from the exchange, INK will make every reasonable effort to publish corrections to any Marker Trading report that contained inaccurate data by noting the details of the revision in the relevant INK Company Insider report. Corrections will only show up once so this report should be monitored daily if using the Marker Trading data.

The details of who bought and at what price will be reported by INK in its Latest Filing section of the Company Insider report after an insider filing is made with regulators for the Marker Trading transaction. This may involve a delay of a number of days. In addition, some trades that show up as Marker Trading may be exempt from insider reporting requirements and in these cases details will not be reported by INK. Some of the common exemptions granted from insider reporting requirements are certain purchases made in automatic employee purchase plans granted under National Instrument 55-101 or transactions made by eligible investment funds that rely on National Instrument 62-103 (Part 4). Links to these documents can be found on INK Research's website under the FAQ section, question 1 (www.inkresearch.ca/faq.php#1).

The term "marker" is used because brokers put a special "flag" beside any buy or sell order executed by insiders or significant holders on either the TSX or TSX Venture Exchange. At the present time, Marker Trading reports are not available for insider trades made on alternative Canadian exchanges such as Alpha Trading Systems or on US and other foreign stock markets.