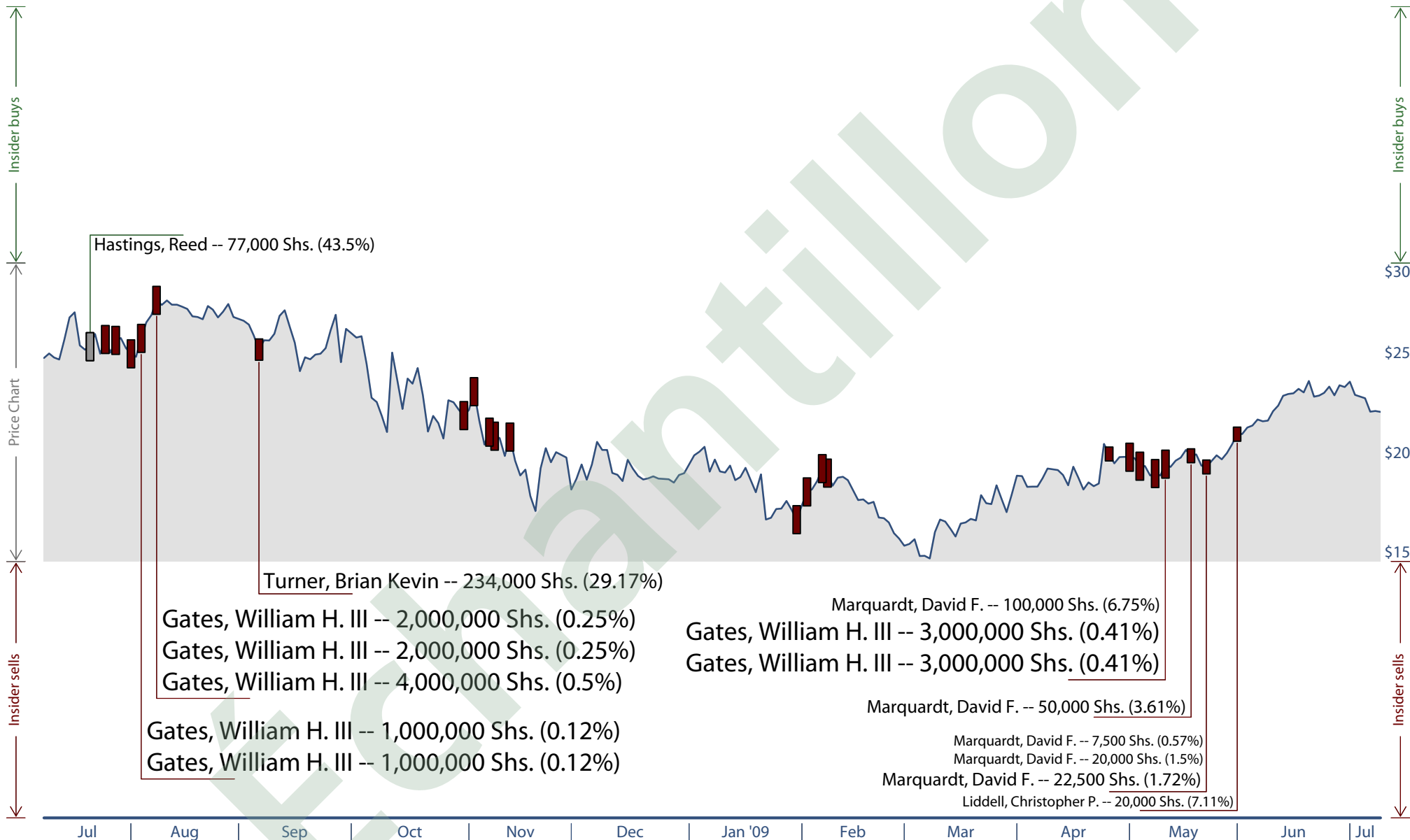


Microsoft Corp (MSFT)



Size of Insider Trades (% of Total Holdings):




































■ = 1-5,000 shs. ■ = 5,001-20,000 shs. ■ = 20,001-150,000 shs. ■ = 150,001-500,000 shs. ■ = 500,001+ shs.

■ = Buy ■ = Sell ■ = Mixed

Microsoft Corp (MSFT)

Chronological Insider Trades

































This section gives a chronological listing of the insider trading activity of executive officers within Microsoft Corp. From left to right, the columns give the details of the transactions by showing the name and title of the person who made the transaction on a particular date. It further shows that they bought or sold a certain number of shares at a particular price through a certain type of transaction. Finally, it shows what percent of the person's holdings were traded and how many shares the person held once the transaction was complete.

Name, Title	Transaction	Transactions During 2009	# of Shares	Price(\$)	Type	% of Holdings Traded	Now Holds
Liddell, Christopher P., CFO	Sold	06/01	20,000 ▼	21.29	Direct, Sell	7.1 	261,143
Marquardt, David F., DIR	Sold	05/22	22,500 ▼	20.00	Direct, Sell	1.7 	1,283,553
Marquardt, David F., DIR	Sold	05/21	7,500 ▼	20.01	Direct, Sell	0.6 	1,306,053
Marquardt, David F., DIR	Sold	05/20	20,000 ▼	20.36 - 20.57	Direct, Sell	1.5 	1,313,553
Marquardt, David F., DIR	Sold	05/19	50,000 ▼	20.38 - 20.42	Direct, Sell	3.6 	1,333,553
Gates, William H. III, DIR	Bought	05/18	1,456 ▲	0.00	Direct, Non Open Market	0.0 	733,135,590
Gilmartin, Raymond V., DIR	Bought	05/18	1,456 ▲	0.00	Direct, Non Open Market	6.0 	24,098
Klawe, Maria, DIR	Bought	05/18	1,161 ▲	0.00	Direct, Non Open Market	100 	1,161
Marquardt, David F., DIR	Bought	05/18	1,456 ▲	0.00	Direct, Non Open Market	0.1 	1,383,553
Panke, Helmut, DIR	Bought	05/18	1,456 ▲	0.00	Direct, Non Open Market	5.8 	25,010
Gates, William H. III, DIR	Sold	05/12	3,000,000 ▼	19.50 - 20.05	Direct, Sell	0.4 	733,134,134
Marquardt, David F., DIR	Sold	05/12	100,000 ▼	20.00	Direct, Sell	6.7 	1,382,097
Gates, William H. III, DIR	Sold	05/11	3,000,000 ▼	19.08 - 19.66	Direct, Sell	0.4 	736,134,134
Gates, William H. III, DIR	Sold	05/08	3,000,000 ▼	19.16 - 19.64	Direct, Sell	0.4 	739,134,134
Gates, William H. III, DIR	Sold	05/07	1,000,000 ▼	19.28 - 19.96	Direct, Sell	0.1 	742,134,134
Gates, William H. III, DIR	Sold	05/06	2,000,000 ▼	19.71 - 19.95	Direct, Sell	0.3 	743,134,134
Gates, William H. III, DIR	Sold	05/05	1,000,000 ▼	19.66 - 20.20	Direct, Sell	0.1 	745,134,134
Gates, William H. III, DIR	Sold	05/04	2,000,000 ▼	20.00 - 20.39	Direct, Sell	0.3 	746,134,134
Brod, Frank H., CAO	Sold	05/01	1,852 ▼	20.24	Direct, Non Open Market	1.9 	97,203
Gates, William H. III, DIR	Sold	05/01	3,000,000 ▼	20.00	Direct, Sell	0.4 	748,134,134
Gates, William H. III, DIR	Sold	04/30	1,000,000 ▼	20.78	Direct, Sell	0.1 	751,134,134
Liddell, Christopher P., CFO	Sold	04/29	20,000 ▼	20.67 - 20.69	Direct, Sell	6.6 	281,143
Brod, Frank H., CAO	Sold	04/27	20,000 ▼	20.70	Direct, Sell	16.8 	99,055
Gates, William H. III, DIR	Bought	02/18	1,655 ▲	0.00	Direct, Non Open Market	0.0 	753,134,134
Gilmartin, Raymond V., DIR	Bought	02/18	1,655 ▲	0.00	Direct, Non Open Market	7.3 	22,642
Marquardt, David F., DIR	Bought	02/18	1,655 ▲	0.00	Direct, Non Open Market	0.1 	1,482,097
Panke, Helmut, DIR	Bought	02/18	1,655 ▲	0.00	Direct, Non Open Market	7.0 	23,554
Lu, Qi, PR	Bought	02/11	390,422 ▲	0.00	Direct, Non Open Market	99.9 	390,622
Gates, William H. III, DIR	Sold	02/09	1,000,000 ▼	19.26 - 19.72	Direct, Sell	0.1 	753,132,479
Gates, William H. III, DIR	Sold	02/06	2,000,000 ▼	19.10 - 19.92	Direct, Sell	0.3 	754,132,479
Gates, William H. III, DIR	Sold	02/05	2,000,000 ▼	18.32 - 19.09	Direct, Sell	0.3 	756,132,479
Gates, William H. III, DIR	Sold	02/04	2,000,000 ▼	18.82	Direct, Sell	0.3 	758,132,479
Gates, William H. III, DIR	Sold	02/03	3,000,000 ▼	18.18	Direct, Sell	0.4 	760,132,479
Gates, William H. III, DIR	Sold	02/02	4,000,000 ▼	17.01 - 18.09	Direct, Sell	0.5 	763,132,479
Gates, William H. III, DIR	Sold	01/30	1,000,000 ▼	17.33	Direct, Private	0.1 	767,132,479

Microsoft Corp (MSFT)
































Chronological Insider Trades continued

Name, Title	Transaction	Transactions During 2009	# of Shares	Price(\$)	Type	% of Holdings Traded	Now Holds
Gates, William H. III, DIR	Sold	01/29	2,000,000 ▼	17.59 - 17.94	Direct, Private	0.3 	768,132,479
Gates, William H. III, DIR	Sold	01/28	3,000,000 ▼	18.03	Direct, Private	0.4 	770,132,479

Name, Title	Transaction	Transactions During 2008	# of Shares	Price(\$)	Type	% of Holdings Traded	Now Holds
Gates, William H. III, DIR	Bought	11/18	1,529 ▲	0.00	Direct, Non Open Market	0.0 	773,132,479
Gilmartin, Raymond V., DIR	Bought	11/18	1,530 ▲	0.00	Direct, Non Open Market	7.3 	20,987
Marquardt, David F., DIR	Bought	11/18	1,530 ▲	0.00	Direct, Non Open Market	0.1 	1,480,442
Panke, Helmut, DIR	Bought	11/18	1,530 ▲	0.00	Direct, Non Open Market	7.0 	21,899
Shirley, Jon A., DIR	Bought	11/18	1,530 ▲	0.00	Direct, Non Open Market	0.1 	1,448,526
Gates, William H. III, DIR	Sold	11/13	2,000,000 ▼	19.38 - 21.14	Direct, Private	0.3 	773,130,950
Gates, William H. III, DIR	Sold	11/12	2,000,000 ▼	20.69	Direct, Private	0.3 	775,130,950
Gates, William H. III, DIR	Sold	11/11	2,000,000 ▼	21.01	Direct, Private	0.3 	777,130,950
Gates, William H. III, DIR	Sold	11/10	2,000,000 ▼	21.50	Direct, Private	0.3 	779,130,950
Gates, William H. III, DIR	Sold	11/07	2,000,000 ▼	21.33	Direct, Private	0.3 	781,130,950
Gates, William H. III, DIR	Sold	11/06	2,000,000 ▼	21.40 - 22.03	Direct, Private	0.3 	783,130,950
Gates, William H. III, DIR	Sold	11/05	1,000,000 ▼	22.79 - 23.28	Direct, Sell	0.1 	785,130,950
Gates, William H. III, DIR	Sold	11/04	3,000,000 ▼	23.31	Direct, Private	0.4 	786,130,950
Gates, William H. III, DIR	Sold	11/03	2,000,000 ▼	22.64	Direct, Private	0.3 	789,130,950
Gates, William H. III, DIR	Sold	10/31	2,000,000 ▼	22.30 - 22.85	Direct, Private	0.3 	791,130,950
Brod, Frank H., CAO	Sold	10/30	10,000 ▼	22.95	Direct, Sell	7.7 	119,055
Brod, Frank H., CAO	Sold	09/30	1,094 ▼	26.69	Direct, Non Open Market	0.8 	129,055
Bach, Robert J., PR	Bought	09/26	95,273 ▲	0.00	Direct, Non Open Market	11.0 	869,861
Bach, Robert J., PR	Sold	09/26	8,682 ▼	27.40	Direct, Non Open Market	1.0 	861,179
Brummel, Lisa E., SR VP	Bought	09/26	36,644 ▲	0.00	Direct, Non Open Market	16.3 	224,309
Brummel, Lisa E., SR VP	Sold	09/26	3,340 ▼	27.40	Direct, Non Open Market	1.5 	220,969
Elop, Stephen A., PR	Bought	09/26	51,301 ▲	0.00	Direct, Non Open Market	28.0 	183,023
Elop, Stephen A., PR	Sold	09/26	4,675 ▼	27.40	Direct, Non Open Market	2.6 	178,348
Liddell, Christopher P., CFO	Bought	09/26	45,805 ▲	0.00	Direct, Non Open Market	15.0 	305,317
Liddell, Christopher P., CFO	Sold	09/26	4,174 ▼	27.40	Direct, Non Open Market	1.4 	301,143
Smith, Bradford L., SR VP	Bought	09/26	58,630 ▲	0.00	Direct, Non Open Market	18.4 	318,090
Smith, Bradford L., SR VP	Sold	09/26	5,343 ▼	27.40	Direct, Non Open Market	1.7 	312,747
Turner, Brian Kevin, COO	Bought	09/26	95,273 ▲	0.00	Direct, Non Open Market	14.4 	663,344
Turner, Brian Kevin, COO	Sold	09/26	8,682 ▼	27.40	Direct, Non Open Market	1.3 	654,662
Brod, Frank H., CAO	Bought	09/18	28,490 ▲	0.00	Direct, Non Open Market	21.9 	130,075
Bach, Robert J., PR	Bought	09/08	25,000 ▲	21.59	Direct, Option	-- 	774,588
Turner, Brian Kevin, COO	Sold	09/05	234,000 ▼	26.03	Direct, Sell	29.2 	568,071

Microsoft Corp (MSFT)

Chronological Insider Trades continued

Name, Title	Transaction	Transactions During 2008	# of Shares	Price(\$)	Type	% of Holdings Traded	Now Holds
Ozzie, Raymond E., OFF	Sold	09/01	2,988 ▼	27.10	Direct, Non Open Market	0.2 	1,361,993
Turner, Brian Kevin, COO	Sold	09/01	25,470 ▼	27.10	Direct, Non Open Market	3.1 	802,071
Bach, Robert J., PR	Sold	08/31	59,913 ▼	27.10	Direct, Non Open Market	7.4 	749,588
Brummel, Lisa E., SR VP	Sold	08/31	27,128 ▼	27.10	Direct, Non Open Market	12.6 	187,665
Elop, Stephen A., PR	Sold	08/31	6,939 ▼	27.10	Direct, Non Open Market	5.0 	131,722
Johnson, Kevin R., PR	Sold	08/31	101,847 ▼	27.10	Direct, Non Open Market	15.6 	550,786
Liddell, Christopher P., CFO	Sold	08/31	28,927 ▼	27.10	Direct, Non Open Market	13.0 	194,133
Muglia, Robert L., SR VP	Sold	08/31	50,391 ▼	27.10	Direct, Non Open Market	11.8 	375,971
Mundie, Craig J., OFF	Sold	08/31	56,677 ▼	27.10	Direct, Non Open Market	17.3 	270,177
Ozzie, Raymond E., OFF	Sold	08/31	35,042 ▼	27.10	Direct, Non Open Market	2.5 	1,364,981
Smith, Bradford L., SR VP	Sold	08/31	43,921 ▼	27.10	Direct, Non Open Market	15.1 	246,651
Turner, Brian Kevin, COO	Sold	08/31	103,338 ▼	27.10	Direct, Non Open Market	11.1 	827,541
Bach, Robert J., PR	Bought	08/29	160,439 ▲	0.00	Direct, Non Open Market	19.8 	810,030
Bach, Robert J., PR	Sold	08/29	529 ▼	27.29	Direct, Non Open Market	0.1 	809,501
Brod, Frank H., CAO	Bought	08/29	32,862 ▲	0.00	Direct, Non Open Market	30.3 	108,284
Brummel, Lisa E., SR VP	Bought	08/29	56,585 ▲	0.00	Direct, Non Open Market	26.3 	215,174
Brummel, Lisa E., SR VP	Sold	08/29	381 ▼	27.29	Direct, Non Open Market	0.2 	214,793
Elop, Stephen A., PR	Bought	08/29	76,141 ▲	0.00	Direct, Non Open Market	54.9 	138,661
Johnson, Kevin R., PR	Bought	08/29	161,963 ▲	0.00	Direct, Non Open Market	24.8 	652,633
Liddell, Christopher P., CFO	Bought	08/29	94,306 ▲	0.00	Direct, Non Open Market	32.7 	288,439
Muglia, Robert L., SR VP	Bought	08/29	152,716 ▲	0.00	Direct, Non Open Market	35.7 	428,189
Muglia, Robert L., SR VP	Sold	08/29	827 ▼	27.29	Direct, Non Open Market	0.2 	427,362
Mundie, Craig J., OFF	Bought	08/29	154,021 ▲	0.00	Direct, Non Open Market	47.1 	326,854
Ozzie, Raymond E., OFF	Bought	08/29	154,021 ▲	0.00	Direct, Non Open Market	11.0 	1,400,023
Smith, Bradford L., SR VP	Bought	08/29	94,306 ▲	0.00	Direct, Non Open Market	32.4 	291,172
Smith, Bradford L., SR VP	Sold	08/29	600 ▼	27.29	Direct, Non Open Market	0.2 	290,572
Turner, Brian Kevin, COO	Bought	08/29	160,439 ▲	0.00	Direct, Non Open Market	17.2 	930,879
Bach, Robert J., OFF	Bought	08/27	50,000 ▲	21.59	Direct, Option	--	649,591
Bach, Robert J., OFF	Bought	08/19	50,000 ▲	21.59	Direct, Option	--	599,591
Bach, Robert J., OFF	Bought	08/14	25,000 ▲	21.59	Direct, Option	--	549,591
Gates, William H. III, DIR	Bought	08/12	504 ▲	0.00	Direct, Non Open Market	0.0 	793,130,950
Gilmartin, Raymond V., DIR	Bought	08/12	1,067 ▲	0.00	Direct, Non Open Market	5.5 	19,457
Marquardt, David F., DIR	Bought	08/12	1,067 ▲	0.00	Direct, Non Open Market	0.1 	1,478,912
Panke, Helmut, DIR	Bought	08/12	1,067 ▲	0.00	Direct, Non Open Market	5.2 	20,369
Shirley, Jon A., DIR	Bought	08/12	1,067 ▲	0.00	Direct, Non Open Market	0.1 	1,446,996
Gates, William H. III, DIR	Sold	08/08	4,000,000 ▼	28.03	Direct, Private	0.5 	793,130,446
Gates, William H. III, DIR	Sold	08/07	2,000,000 ▼	26.80 - 27.73	Direct, Private	0.3 	797,130,446
Gates, William H. III, DIR	Sold	08/06	2,000,000 ▼	26.91	Direct, Private	0.2 	799,130,446













Microsoft Corp (MSFT)




















Chronological Insider Trades continued

Name, Title	Transaction	Transactions During 2008	# of Shares	Price(\$)	Type	% of Holdings Traded	Now Holds
Gates, William H. III, DIR	Sold	08/05	1,000,000 ▼	25.94	Direct, Private	0.1 <input type="text"/>	801,130,446
Gates, William H. III, DIR	Sold	08/04	1,000,000 ▼	25.30	Direct, Private	0.1 <input type="text"/>	802,130,446
Gates, William H. III, DIR	Sold	08/01	1,000,000 ▼	25.36	Direct, Private	0.1 <input type="text"/>	803,130,446
Gates, William H. III, DIR	Sold	07/31	1,000,000 ▼	26.05	Direct, Private	0.1 <input type="text"/>	804,130,446
Gates, William H. III, DIR	Sold	07/30	1,000,000 ▼	26.18	Direct, Private	0.1 <input type="text"/>	805,130,446
Gates, William H. III, DIR	Sold	07/29	1,000,000 ▼	26.03	Direct, Private	0.1 <input type="text"/>	806,130,446
Gates, William H. III, DIR	Sold	07/28	1,000,000 ▼	25.41 - 26.05	Direct, Private	0.1 <input type="text"/>	807,130,446
Gates, William H. III, DIR	Sold	07/25	1,000,000 ▼	25.86	Direct, Private	0.1 <input type="text"/>	808,130,446
Gates, William H. III, DIR	Sold	07/24	1,000,000 ▼	25.47 - 25.72	Direct, Private	0.1 <input type="text"/>	809,130,446
Gates, William H. III, DIR	Sold	07/23	1,000,000 ▼	25.99 - 26.67	Direct, Private	0.1 <input type="text"/>	810,130,446
Gates, William H. III, DIR	Sold	07/22	1,000,000 ▼	25.49 - 25.90	Direct, Private	0.1 <input type="text"/>	811,130,446
Hastings, Reed, DIR	Bought	07/22	77,000 ▲	25.54 - 25.60	Direct, Buy	43.5 <input type="text"/>	177,000
Gates, William H. III, DIR	Sold	07/21	1,000,000 ▼	25.79	Direct, Private	0.1 <input type="text"/>	812,130,446
Gates, William H. III, DIR	Sold	05/28	250 ▼	0.00	Indirect, Non Open Market	0.1 <input type="text"/>	424,816
Gates, William H. III, DIR	Sold	05/14	39,200 ▼	29.82	Direct, Sell	0.0 <input type="text"/>	813,130,446
Gates, William H. III, DIR	Sold	05/14	849,595 ▼	29.83 - 30.05	Direct, Sell	0.1 <input type="text"/>	813,169,646
Gates, William H. III, DIR	Sold	05/14	2,111,205 ▼	30.06 - 30.20	Direct, Sell	0.3 <input type="text"/>	814,019,241
Gates, William H. III, DIR	Sold	05/13	274,518 ▼	29.58 - 29.69	Direct, Sell	0.0 <input type="text"/>	816,130,446
Gates, William H. III, DIR	Sold	05/13	703,335 ▼	29.81 - 30.10	Direct, Sell	0.1 <input type="text"/>	817,427,111
Gates, William H. III, DIR	Sold	05/13	1,022,147 ▼	29.70 - 29.80	Direct, Sell	0.1 <input type="text"/>	816,404,964
Brod, Frank H., CAO	Sold	05/12	10,000 ▼	30.00	Direct, Sell	11.8 <input type="text"/>	74,782
Gates, William H. III, DIR	Sold	05/12	764,165 ▼	29.35 - 29.77	Direct, Sell	0.1 <input type="text"/>	818,130,446
Gates, William H. III, DIR	Sold	05/12	4,235,835 ▼	29.78 - 30.04	Direct, Sell	0.5 <input type="text"/>	818,894,611
Gilmartin, Raymond V., DIR	Bought	05/12	1,000 ▲	0.00	Direct, Non Open Market	5.4 <input type="text"/>	18,390
Marquardt, David F., DIR	Bought	05/12	1,000 ▲	0.00	Direct, Non Open Market	0.1 <input type="text"/>	1,477,845
Panke, Helmut, DIR	Bought	05/12	1,000 ▲	0.00	Direct, Non Open Market	5.2 <input type="text"/>	19,302
Shirley, Jon A., DIR	Bought	05/12	1,000 ▲	0.00	Direct, Non Open Market	0.1 <input type="text"/>	1,445,929
Gates, William H. III, DIR	Sold	05/09	175,000 ▼	28.96 - 29.08	Direct, Sell	0.0 <input type="text"/>	823,130,446
Gates, William H. III, DIR	Sold	05/09	1,043,538 ▼	29.09 - 29.36	Direct, Sell	0.1 <input type="text"/>	823,305,446
Gates, William H. III, DIR	Sold	05/09	1,781,462 ▼	29.36 - 29.55	Direct, Sell	0.2 <input type="text"/>	824,348,984
Liddell, Christopher P., CFO	Sold	05/09	4,409 ▼	29.39	Direct, Non Open Market	2.2 <input type="text"/>	194,133
Gates, William H. III, DIR	Sold	05/08	344,497 ▼	29.05 - 29.07	Direct, Sell	0.0 <input type="text"/>	826,130,446
Gates, William H. III, DIR	Sold	05/08	2,655,503 ▼	29.08 - 29.37	Direct, Sell	0.3 <input type="text"/>	826,474,943
Gates, William H. III, DIR	Sold	05/07	1,000,000 ▼	29.59 - 30.06	Direct, Sell	0.1 <input type="text"/>	829,130,446
Gates, William H. III, DIR	Sold	05/06	1,323,620 ▼	29.56 - 29.85	Direct, Sell	0.2 <input type="text"/>	831,806,826
Gates, William H. III, DIR	Sold	05/06	1,676,380 ▼	28.94 - 29.55	Direct, Sell	0.2 <input type="text"/>	830,130,446
Brod, Frank H., CAO	Sold	05/01	2,500 ▼	29.40	Direct, Non Open Market	2.9 <input type="text"/>	84,782
Muglia, Robert L., SR VP	Sold	04/24	150,000 ▼	32.00 - 32.02	Direct, Automatic	35.3 <input type="text"/>	275,473

Microsoft Corp (MSFT)

Chronological Insider Trades continued

Name, Title	Transaction	Transactions During 2008	# of Shares	Price(\$)	Type	% of Holdings Traded	Now Holds
Muglia, Robert L., SR VP	Bought	04/24	150,000 ▲	25.14	Direct, Option	--	425,473
Shirley, Jon A., DIR	Sold	04/16	840 ▼	0.00	Direct, Non Open Market	0.1 	1,444,929
Gilmartin, Raymond V., DIR	Bought	02/12	1,058 ▲	0.00	Direct, Non Open Market	6.1 	17,390
Marquardt, David F., DIR	Bought	02/12	1,058 ▲	0.00	Direct, Non Open Market	0.1 	1,476,845
Panke, Helmut, DIR	Bought	02/12	1,058 ▲	0.00	Direct, Non Open Market	5.8 	18,302
Shirley, Jon A., DIR	Bought	02/12	1,058 ▲	0.00	Direct, Non Open Market	0.1 	1,445,769
Johnson, Kevin R., OFF	Sold	01/31	268 ▼	0.00	Direct, Non Open Market	0.1 	489,942
Johnson, Kevin R., OFF	Sold	01/28	2,500 ▼	0.00	Direct, Non Open Market	0.5 	490,210
Elop, Stephen A., OFF	Bought	01/22	62,520 ▲	0.00	Direct, Non Open Market	100 	62,520
Marquardt, David F., DIR	Sold	01/14	30 ▼	0.00	Direct, Non Open Market	0.0 	1,475,787
Shirley, Jon A., DIR	Bought	01/11	22,222 ▲	27.25	Direct, Option	--	1,444,711
Shirley, Jon A., DIR	Sold	01/07	2,040 ▼	0.00	Direct, Non Open Market	0.1 	1,422,489
Bach, Robert J., OFF	Sold	01/02	25,000 ▼	35.79	Direct, Automatic	4.6 	523,882
Shirley, Jon A., DIR	Sold	01/02	30,000 ▼	35.79	Direct, Automatic	2.1 	1,424,529

Name, Title	Transaction	Transactions During 2007	# of Shares	Price(\$)	Type	% of Holdings Traded	Now Holds
Marquardt, David F., DIR	Bought	12/31	66,666 ▲	14.75 - 27.25	Direct, Option	--	1,475,817
Marquardt, David F., DIR	Sold	12/24	86 ▼	0.00	Direct, Non Open Market	0.0 	1,409,151
Shirley, Jon A., DIR	Sold	12/24	30,000 ▼	36.25	Direct, Automatic	2.0 	1,454,529
Marquardt, David F., DIR	Sold	12/21	2,180 ▼	0.00	Direct, Non Open Market	0.2 	1,409,237
Marquardt, David F., DIR	Sold	12/07	100,000 ▼	34.53	Direct, Sell	6.6 	1,411,417
Noski, Charles H., DIR	Sold	12/07	600 ▼	34.31	Indirect, Sell	100 	0
Marquardt, David F., DIR	Sold	12/06	200,000 ▼	34.27	Direct, Sell	11.7 	1,511,417
Bach, Robert J., OFF	Sold	12/05	12,500 ▼	34.00 - 34.50	Direct, Automatic	2.2 	548,882
Shirley, Jon A., DIR	Sold	12/05	30,000 ▼	34.50	Direct, Automatic	2.0 	1,484,529
Bach, Robert J., OFF	Sold	12/03	12,500 ▼	33.58	Direct, Automatic	2.2 	561,382
Bach, Robert J., OFF	Sold	11/30	20,000 ▼	33.48 - 34.00	Direct, Sell	3.4 	573,882
Bach, Robert J., OFF	Sold	11/28	5,000 ▼	33.80	Direct, Sell	0.8 	593,882
Bach, Robert J., OFF	Sold	11/21	5,000 ▼	34.50	Direct, Sell	0.8 	598,882
Bach, Robert J., OFF	Sold	11/20	20,000 ▼	34.33 - 34.90	Direct, Sell	3.2 	603,882
Gates, William H. III, DIR	Sold	11/20	24,368,890 ▼	0.00	Direct, Non Open Market	2.8 	833,130,446
Gates, William H. III, DIR	Sold	11/13	270,300 ▼	34.04 - 34.34	Direct, Sell	0.0 	858,931,436
Gates, William H. III, DIR	Sold	11/13	277,900 ▼	33.73 - 34.02	Direct, Sell	0.0 	858,653,536
Gates, William H. III, DIR	Sold	11/13	297,600 ▼	34.36 - 34.67	Direct, Sell	0.0 	859,201,736
Gates, William H. III, DIR	Sold	11/13	1,154,200 ▼	33.45 - 33.72	Direct, Sell	0.1 	857,499,336
Gates, William H. III, DIR	Sold	11/12	874,625 ▼	33.50 - 33.70	Direct, Sell	0.1 	860,624,711







































Microsoft Corp (MSFT)

Chronological Insider Trades continued

Name, Title	Transaction	Transactions During 2007	# of Shares	Price(\$)	Type	% of Holdings Traded	Now Holds
Gates, William H. III, DIR	Sold	11/12	1,125,375 ▼	33.20 - 33.49	Direct, Sell	0.1	859,499,336
Gates, William H. III, DIR	Sold	11/09	595,981 ▼	33.69 - 33.88	Direct, Sell	0.1	861,499,336
Gates, William H. III, DIR	Sold	11/09	1,404,019 ▼	33.90 - 34.35	Direct, Sell	0.2	862,095,317
Gates, William H. III, DIR	Sold	11/08	83,348 ▼	34.98 - 35.09	Direct, Sell	0.0	863,499,336
Gates, William H. III, DIR	Sold	11/08	916,652 ▼	35.10 - 35.85	Direct, Sell	0.1	863,582,684
Bach, Robert J., OFF	Sold	11/07	5,000 ▼	35.87	Direct, Sell	0.8	623,882
Gates, William H. III, DIR	Sold	11/07	225,000 ▼	35.50 - 35.73	Direct, Sell	0.0	864,499,336
Gates, William H. III, DIR	Sold	11/07	1,775,000 ▼	35.75 - 36.10	Direct, Sell	0.2	864,724,336
Gates, William H. III, DIR	Sold	11/06	834,900 ▼	35.88 - 36.26	Direct, Sell	0.1	866,499,336
Gates, William H. III, DIR	Sold	11/06	1,165,100 ▼	36.27 - 36.60	Direct, Sell	0.1	867,334,236
Bach, Robert J., OFF	Sold	11/05	5,000 ▼	36.89	Direct, Sell	0.8	628,882
Bach, Robert J., OFF	Sold	11/05	15,000 ▼	37.10 - 37.20	Direct, Sell	2.3	633,882
Brummel, Lisa E., SR VP	Bought	11/05	11,778 ▲	29.98	Direct, Option	--	169,658
Brummel, Lisa E., SR VP	Sold	11/05	11,778 ▼	37.76	Direct, Sell	6.9	157,880
Gates, William H. III, DIR	Sold	11/05	35,646 ▼	36.70 - 36.72	Direct, Sell	0.0	868,499,336
Gates, William H. III, DIR	Sold	11/05	1,964,354 ▼	36.73 - 37.05	Direct, Sell	0.2	868,534,982
Brummel, Lisa E., SR VP	Bought	11/02	100,000 ▲	29.98	Direct, Option	--	257,880
Brummel, Lisa E., SR VP	Sold	11/02	100,000 ▼	37.00	Direct, Sell	38.8	157,880
Gates, William H. III, DIR	Sold	11/02	21,900 ▼	36.60 - 36.69	Direct, Sell	0.0	870,499,336
Gates, William H. III, DIR	Sold	11/02	1,468,281 ▼	37.01 - 37.29	Direct, Sell	0.2	872,031,055
Gates, William H. III, DIR	Sold	11/02	1,509,819 ▼	36.70 - 37.00	Direct, Sell	0.2	870,521,236
Smith, Bradford L., SR VP	Bought	11/02	200,000 ▲	25.14	Direct, Option	--	461,123
Smith, Bradford L., SR VP	Sold	11/02	265,000 ▼	36.80 - 36.87	Direct, Sell	57.5	196,123
Bach, Robert J., OFF	Sold	11/01	75,000 ▼	37.21 - 37.33	Direct, Sell	10.4	648,882
Brummel, Lisa E., SR VP	Bought	11/01	66,000 ▲	29.98	Direct, Option	--	223,880
Brummel, Lisa E., SR VP	Sold	11/01	66,000 ▼	37.38 - 37.40	Direct, Sell	29.5	157,880
Gates, William H. III, DIR	Sold	11/01	2,000,000 ▼	36.45 - 37.46	Direct, Sell	0.2	873,499,336
Gates, William H. III, DIR	Sold	10/31	2,000,000 ▼	36.71 - 36.96	Direct, Sell	0.2	875,499,336
Brummel, Lisa E., SR VP	Bought	10/30	100,000 ▲	29.98	Direct, Option	--	257,880
Brummel, Lisa E., SR VP	Sold	10/30	100,000 ▼	35.45 - 35.47	Direct, Sell	38.8	157,880
Turner, Brian Kevin, COO	Sold	10/30	35,000 ▼	35.00	Direct, Sell	4.3	770,440
Brod, Frank H., CAO	Sold	10/29	10,000 ▼	34.62 - 34.64	Direct, Sell	11.4	77,623
Shirley, Jon A., DIR	Sold	10/29	500,000 ▼	35.07	Direct, Sell	24.8	1,514,529
Johnson, Kevin R., OFF	Sold	10/26	80,000 ▼	35.92	Direct, Automatic	14.0	492,710
Brod, Frank H., CAO	Sold	09/28	1,055 ▼	29.46	Direct, Non Open Market	1.2	87,623
Bach, Robert J., OFF	Bought	08/31	58,500 ▲	0.00	Direct, Non Open Market	7.6	766,866
Bach, Robert J., OFF	Sold	08/31	42,984 ▼	28.73	Direct, Non Open Market	5.6	723,882
Brod, Frank H., CAO	Bought	08/31	36,209 ▲	0.00	Direct, Non Open Market	39.6	91,393

Microsoft Corp (MSFT)

Chronological Insider Trades continued

Name, Title	Transaction	Transactions During 2007	# of Shares	Price(\$)	Type	% of Holdings Traded	Now Holds
Brod, Frank H., CAO	Sold	08/31	3,374 ▼	28.73	Direct, Non Open Market	3.7 	88,019
Brod, Frank H., CAO	Sold	08/31	6,699 ▼	27.10	Direct, Non Open Market	6.2 	101,585
Brummel, Lisa E., SR VP	Bought	08/31	21,707 ▲	0.00	Direct, Non Open Market	12.0 	180,237
Brummel, Lisa E., SR VP	Sold	08/31	22,357 ▼	28.73	Direct, Non Open Market	12.4 	157,880
Johnson, Kevin R., OFF	Bought	08/31	58,500 ▲	0.00	Direct, Non Open Market	8.9 	660,312
Johnson, Kevin R., OFF	Sold	08/31	87,602 ▼	28.73	Direct, Non Open Market	13.3 	572,710
Liddell, Christopher P., CFO	Bought	08/31	46,250 ▲	0.00	Direct, Non Open Market	21.1 	219,061
Liddell, Christopher P., CFO	Sold	08/31	20,519 ▼	28.73	Direct, Non Open Market	9.4 	198,542
Raikes, Jeffrey S., OFF	Bought	08/31	133,250 ▲	0.00	Direct, Non Open Market	2.4 	5,537,688
Raikes, Jeffrey S., OFF	Sold	08/31	115,375 ▼	28.73	Direct, Non Open Market	2.1 	5,422,313
Smith, Bradford L., SR VP	Bought	08/31	46,250 ▲	0.00	Direct, Non Open Market	15.4 	299,911
Smith, Bradford L., SR VP	Sold	08/31	38,788 ▼	28.73	Direct, Non Open Market	12.9 	261,123
Turner, Brian Kevin, COO	Bought	08/31	133,250 ▲	0.00	Direct, Non Open Market	15.0 	890,701
Turner, Brian Kevin, COO	Sold	08/31	85,261 ▼	28.73	Direct, Non Open Market	9.6 	805,440
Bach, Robert J., OFF	Sold	08/29	529 ▼	28.59	Direct, Non Open Market	0.1 	708,366
Brummel, Lisa E., SR VP	Sold	08/29	381 ▼	28.59	Direct, Non Open Market	0.2 	158,530
Smith, Bradford L., SR VP	Sold	08/29	827 ▼	28.59	Direct, Non Open Market	0.3 	253,661
Gates, William H. III, DIR	Sold	08/03	349,200 ▼	28.90 - 29.21	Direct, Sell	0.0 	877,499,336
Gates, William H. III, DIR	Sold	08/03	650,800 ▼	29.34 - 29.73	Direct, Sell	0.1 	877,848,536
Gates, William H. III, DIR	Sold	08/02	659,192 ▼	29.12 - 29.48	Direct, Sell	0.1 	878,499,336
Gates, William H. III, DIR	Sold	08/02	2,340,808 ▼	29.49 - 29.78	Direct, Sell	0.3 	879,158,528
Gates, William H. III, DIR	Sold	08/01	247,267 ▼	28.82 - 28.94	Direct, Sell	0.0 	881,499,336
Gates, William H. III, DIR	Sold	08/01	617,779 ▼	29.25 - 29.54	Direct, Sell	0.1 	882,881,557
Gates, William H. III, DIR	Sold	08/01	1,134,954 ▼	28.95 - 29.24	Direct, Sell	0.1 	881,746,603
Bach, Robert J., OFF	Sold	07/31	588 ▼	28.99	Direct, Non Open Market	0.1 	808,894
Brummel, Lisa E., SR VP	Sold	07/31	471 ▼	28.99	Direct, Non Open Market	0.3 	158,911
Gates, William H. III, DIR	Sold	07/31	50,000 ▼	28.99	Direct, Sell	0.0 	883,499,336
Gates, William H. III, DIR	Sold	07/31	668,710 ▼	29.01 - 29.32	Direct, Sell	0.1 	883,549,336
Gates, William H. III, DIR	Sold	07/31	1,281,290 ▼	29.33 - 29.69	Direct, Sell	0.1 	884,218,046
Johnson, Kevin R., OFF	Sold	07/31	800 ▼	28.99	Direct, Non Open Market	0.1 	601,812
Raikes, Jeffrey S., OFF	Sold	07/31	941 ▼	28.99	Direct, Non Open Market	0.0 	5,404,438
Smith, Bradford L., SR VP	Sold	07/31	811 ▼	28.99	Direct, Non Open Market	0.3 	254,488
Gates, William H. III, DIR	Sold	07/30	743,954 ▼	28.99 - 29.14	Direct, Sell	0.1 	885,499,336
Gates, William H. III, DIR	Sold	07/30	2,256,046 ▼	29.15 - 29.44	Direct, Sell	0.3 	886,243,290
Gates, William H. III, DIR	Sold	07/27	606,415 ▼	29.40 - 29.64	Direct, Sell	0.1 	888,499,336
Gates, William H. III, DIR	Sold	07/27	1,393,585 ▼	29.65 - 29.94	Direct, Sell	0.2 	889,105,751
Gates, William H. III, DIR	Sold	07/26	68,600 ▼	29.81 - 29.91	Direct, Sell	0.0 	890,499,336
Gates, William H. III, DIR	Sold	07/26	455,624 ▼	30.23 - 30.52	Direct, Sell	0.1 	891,043,712

Microsoft Corp (MSFT)

Chronological Insider Trades continued

Name, Title	Transaction	Transactions During 2007	# of Shares	Price(\$)	Type	% of Holdings Traded	Now Holds
Gates, William H. III, DIR	Sold	07/26	475,776 ▼	29.92 - 30.22	Direct, Sell	0.1 <input type="text"/>	890,567,936
Gates, William H. III, DIR	Sold	07/25	23,460 ▼	30.39 - 30.45	Direct, Sell	0.0 <input type="text"/>	891,499,336
Gates, William H. III, DIR	Sold	07/25	348,022 ▼	30.76 - 31.10	Direct, Sell	0.0 <input type="text"/>	893,151,314
Gates, William H. III, DIR	Sold	07/25	1,628,518 ▼	30.46 - 30.75	Direct, Sell	0.2 <input type="text"/>	891,522,796
Gates, William H. III, DIR	Sold	07/24	330,670 ▼	30.72 - 30.84	Direct, Sell	0.0 <input type="text"/>	893,499,336
Gates, William H. III, DIR	Sold	07/24	812,800 ▼	31.15 - 31.48	Direct, Sell	0.1 <input type="text"/>	894,686,536
Gates, William H. III, DIR	Sold	07/24	856,530 ▼	30.85 - 31.14	Direct, Sell	0.1 <input type="text"/>	893,830,006
Gates, William H. III, DIR	Sold	07/23	85,200 ▼	31.12 - 31.15	Direct, Sell	0.0 <input type="text"/>	895,499,336
Gates, William H. III, DIR	Sold	07/23	1,914,800 ▼	31.16 - 31.45	Direct, Sell	0.2 <input type="text"/>	895,584,536
Johnson, Kevin R., OFF	Sold	07/19	20,000 ▼	31.45	Direct, Automatic	3.2 <input type="text"/>	602,612
Shirley, Jon A., DIR	Sold	07/17	1,500 ▼	0.00	Direct, Non Open Market	0.1 <input type="text"/>	2,014,529

The information here is for general informational purposes only and should not be considered an individualized recommendation or personalized investment advice. The type of securities mentioned may not be suitable for everyone. Each investor needs to review a security transaction for his or her own particular situation. Data here is obtained from what are considered reliable sources; however, its accuracy, completeness or reliability cannot be guaranteed.